

# Congratulations to Swansea Metropolitan University

FOR PARTICIPATING IN FORMULA STUDENT 2008

Following the success of the SIFS 07, the new SMFS01 car had a lot to live up to. With the combination of fresh new talent and the experience of students from previous competitions, 2007/2008 promised to be a year of innovation.

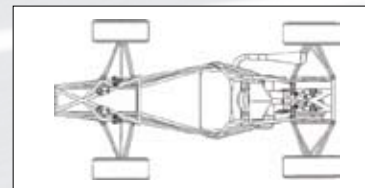
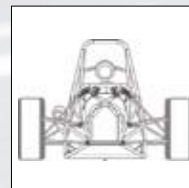
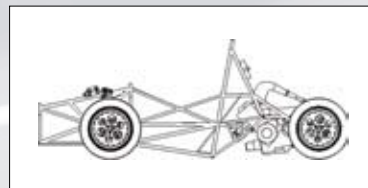
Although the melting pot of experience and youth promised an array of innovative ideas and concepts, the fifteen strong team of BEng (Hons) Motorsport and Automotive Engineering degree students understood the importance of realistic and effective engineering practices. From the design process to physical testing through to marketing and managing accounts, each team member had an important role to play within the team.

Financial support for SMFS01 has been from the generosity of both the engineering and marketing department of the university and we have also had great support from a host of sponsors in terms of parts and components. The team would like to extend their thanks to all who have supported SMFS01.

In all, the 2007-2008 season has been a truly successful year proving that our multi-cultural team of passionate motorsport enthusiasts has rallied together to achieve the ultimate goal of emulating the success of the SIFS 2007.



**6th**  
Overall in  
Class 1



<b>Length/width/height/wheelbase</b>	2390mm/1275mm/1010mm/1700mm
<b>Track (front/rear)</b>	1280mm/1250mm
<b>Weight including 68kg driver (front/rear)</b>	140kg/158kg (full wet car weight of 298kg)
<b>Suspension (front/rear)</b>	Unequal length double wishbone/ Equal length double wishbone. Push rod actuated Fox DHX 5.0 spring/damper units.
<b>Tyres (front/rear)</b>	157.5/508 – 330.2mm (6.2/20.0 -13in) A45 Compound Cross Ply Avons
<b>Wheels (front/rear)</b>	180mm wide, 330.2mm diameter (13in), 3 piece aluminium rim. In-house CNC 7075T6 Alloy centres
<b>Brakes (front/rear)</b>	Student designed, laser cut and ground from 1040 steel, hub mounted, 193mm dia./diff mounted, 198mm dia.
<b>Frame type</b>	Steel tube space frame with bonded riveted floor panels / T45 steel tube – cold drawn seamless
<b>Engine</b>	2002 Honda CBR600 F4i inline-4
<b>Bore/stroke/cylinders/cc</b>	67.0 x 42.5mm/4 cylinder/599 cc
<b>Fuel</b>	E85 Bio Ethanol Petroleum Mix – Ron 107
<b>Fuel system</b>	Student designed/built fuel injection system using EFI Technologies Euro-1 ECU
<b>Max power/max torque</b>	10,000rpm/8,000rpm
<b>Transmission/differential/final drive</b>	Chain #525 X-link O-ring chain/ Quaife ATB/12 tooth front, 44 tooth rear sprocket = 3.667